

# Walkthrough of the new login experience



**MOTOROLA SOLUTIONS**

# One, unified experience for all

This new login process will start with all CommandCentral products. Over the coming months, we'll be working to bring single sign-on to all customers to help reduce the need to maintain different login credentials for each Motorola Solutions application that you use.

The following slides provide a walkthrough of the new login experience. Users will login to CommandCentral with their current CommandCentral login credentials. Again, for now, this will only be applicable to CommandCentral products. Other products will follow after.

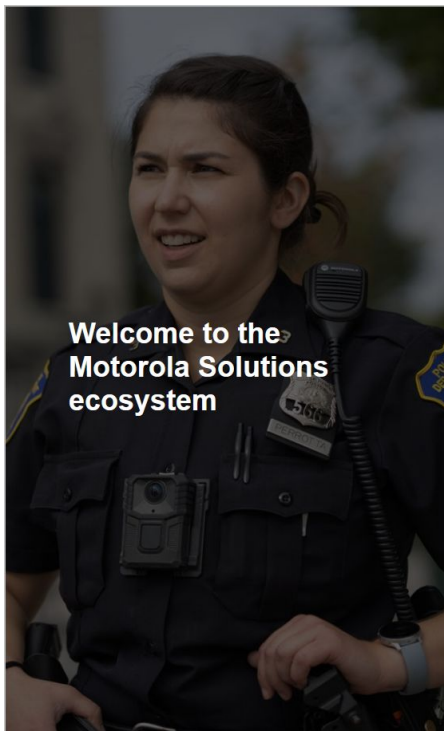


# Username entry

Enter your username on the first page.

- The username is always your email address.

The responsive design will adapt to both large and small screen sizes.

A screenshot of a login page. In the top right corner, there is the Motorola Solutions logo. The main heading is "Sign in with Unified Identity". Below this, there is a "Username" label followed by a text input field containing the placeholder text "Enter your email or username". A blue "Next" button is positioned to the right of the input field.

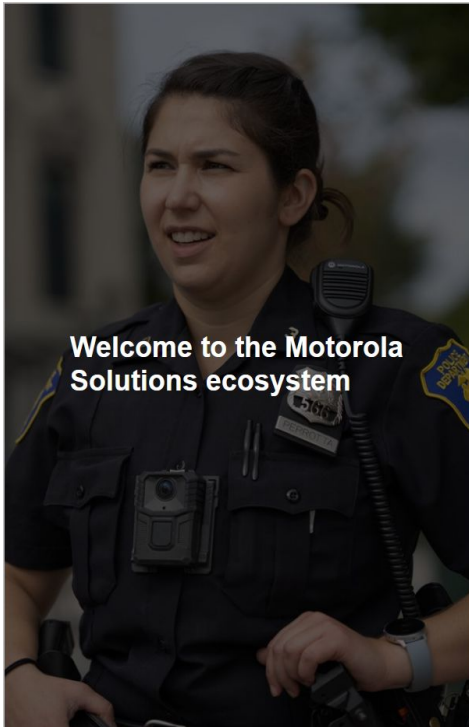
# Password entry

Next, type your password.

- Note that you can still see your username and have the option to change it if needed.
- Click the eye icon in the password field to reveal what you have typed.

Use the Forgot Password link to set a new password if you don't remember it.

Be sure to change your password when it is close to expiring.




**Welcome to the Motorola Solutions ecosystem**

**MOTOROLA SOLUTIONS**

### Sign in with Unified Identity

Username

Password

[Change or Forgot Password?](#)

[Sign In](#)

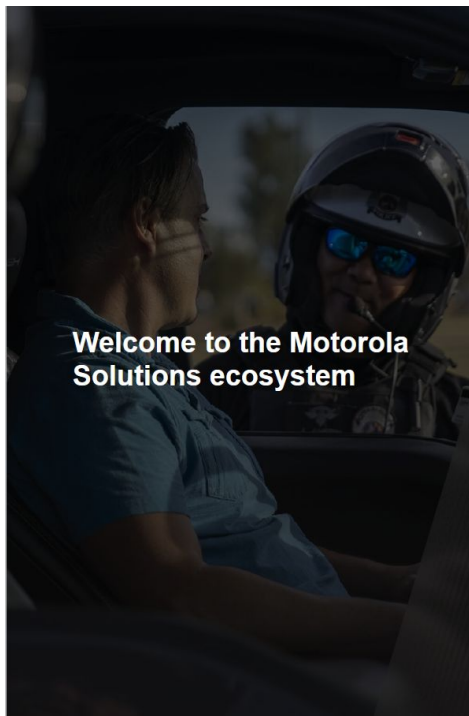
SYSTEM NOTICE: You are accessing a restricted information system that is the property of Motorola Solutions, Inc.. You must be an authorized user to access this system. All use of this system may be monitored, recorded, and subject to audit. Unauthorized or illegal use of this system is strictly prohibited, and may be subject to legal action, including without limitation, criminal and/or civil penalties, and injunctive redress. YOUR USE OF THIS SYSTEM CONSTITUTES YOUR CONSENT TO BE BOUND BY ALL TERMS, CONDITIONS, AND NOTICES ASSOCIATED WITH ITS USE, INCLUDING CONSENT TO ALL MONITORING, RECORDING, AND DISCLOSURE PROVISIONS.



# Forgot password

## Passcode verification

If you click on the Forgot Password link, a code will be sent by email to the email address you entered as your username. Once the code is entered into this screen, you can initiate the password reset.



### Set Password

Enter the security code that was sent to your email address. If you don't receive the code within a few minutes, try again.

Enter Security Code

Cancel

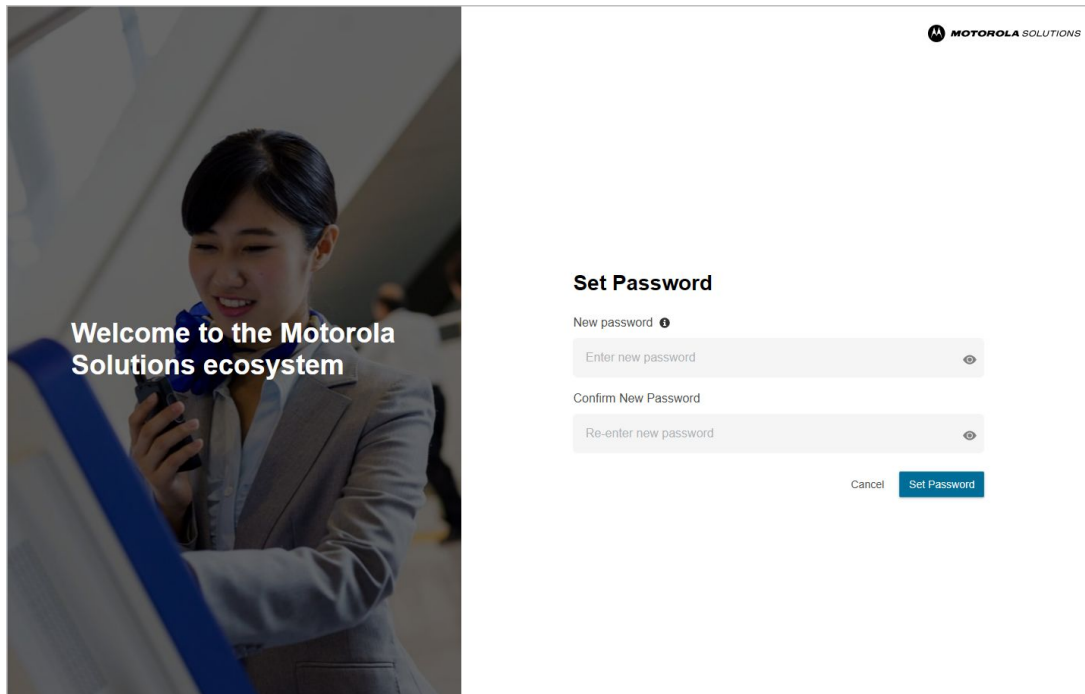
Validate



# Forgot password

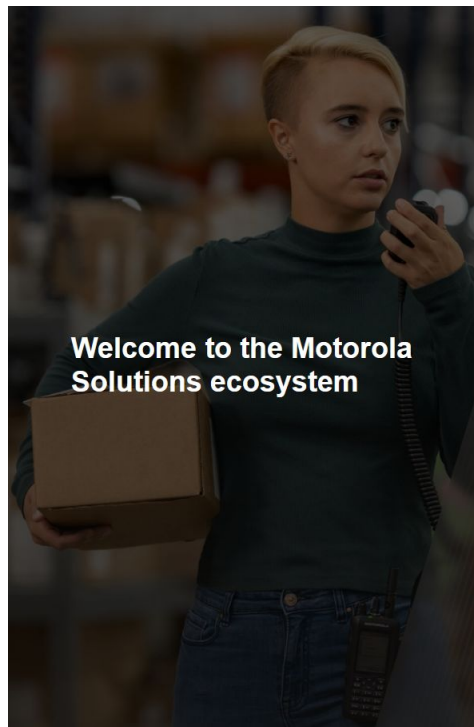
## New password entry

Once you've entered a valid code, you can enter your new password. Confirm the new password to complete the password reset.



# Change password

Enter your current password and then type in a new password. Confirm the new password to complete the password change.



## Change Password

NFV863@motorolasolutions.com [@](#)

Current Password

New Password 

Confirm New Password

Cancel

Submit



Thank you

