



APX RADIO MANAGEMENT

RADIO PROGRAMMING MADE SIMPLE

CONFIGURE AND ADMINISTER YOUR APX RADIO FLEET

Managing user radio configurations can be a laborious, time intensive process that distracts personnel from their core objectives. Thanks to Radio Management, updates to add or remove channels, upgrade firmware, or add purchased features through FLASHport upgrade can be organized and scheduled with minimal effort.

Radio Management is an enhancement to the Customer Programming Software tool that brings all APX radios into one database to help streamline the configuration and administration of your radio fleet, and reduce programming time. Instead of programming one radio at a time, your technicians will be able to use Batch Programming to create codeplugs, program radios, and update firmware on multiple radios simultaneously via Over-The-Air-Programming (OTAP), USB, or Wi-Fi connections.

ACCESS AND SHARE CODEPLUGS

When you need to optimize your fleet, radio codeplug updates are required. The Radio Management network server allows remote programmers to access codeplugs and program radios where they are. Changes to codeplug templates can be automatically applied to all affected radios while radio programming jobs can be scheduled ahead of time giving you more flexibility and operational efficiency.



MINIMIZE DOWNTIME

Save time by programming radios either via a USB port on a strategically deployed computers or via Wi-Fi on your customer network thanks to Wi-Fi enabled APX radios, or via your Project 25 system with Over-the-Air-Programming (OTAP). With USB programming, a Device Programmer application resides on a PC and you can connect radios via a USB hub to expedite the programming.

Once the radio programmer plans and schedules updates, the radio user simply plugs their APX into a USB port of a local PC device programmer and the application automatically reads and writes the updates from the server to the radio. When enabled, OTAP and Wi-Fi programming only require the radio user to accept the changes that are automatically delivered to their radio without any user intervention.

Radio Management batch programming of APX radios via OTAP can only occur with a Motorola ASTRO® 25 Project 25 system. Thanks to Voice Priority and Differential Write this is transparent to the users and operations. The Voice Priority function ensures that personnel can continue to use their radios while receiving updates by pausing update transmission during voice calls. Once the call ends, the update process will resume from the point it paused. Differential Write reduces data usage by only transmitting new changes to a user radio's programming, allowing more radios to receive updates simultaneously.

RADIO MANAGEMENT COMPONENTS



RM CLIENT

Gives radio managers a unified view into their radio fleet from a single dashboard expanding CPS capabilities.



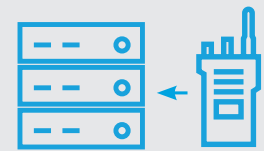
RM SERVER

Provides radio managers with flexible options for managing radios, templates, codeplug data and programming jobs via an on-premise server or a Motorola Solutions managed cloud based database.



JOB PROCESSOR

Responsible for preprocessing of programming jobs by validating and transforming template and radio data into a format that can be written to the radio. Typically on the same machine as the RM server, on-premise or Motorola cloud managed.



DEVICE PROGRAMMER

Connects to the APX radios to deliver read and write jobs via USB, Wi-Fi or OTAP. Typically multiple PCs deployed at key strategy locations for ease of use and integration within Wi-Fi local area networks.

FLEXIBLE ARCHITECTURE

Choose between an on-premise or hosted deployment.

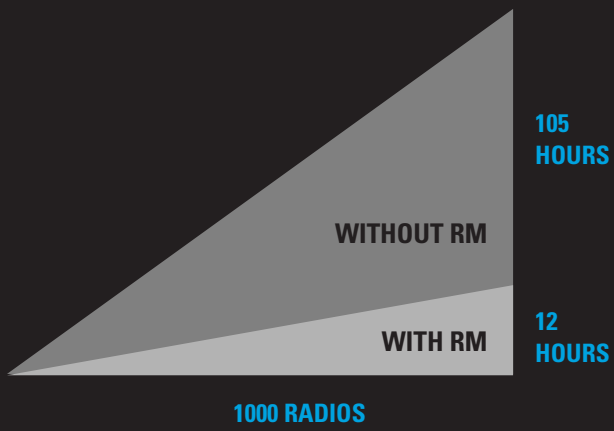
ON-PREMISE:

For customers who want to maintain and manage their on-premises computing hardware and operating systems for Radio Management elements, the software allows for various flexible deployments. From a small All-In-One PC installation, to a distributed solution with multiple Device Programmer PCs and Client PCs deployed at key locations, you choose how to tailor your solution.

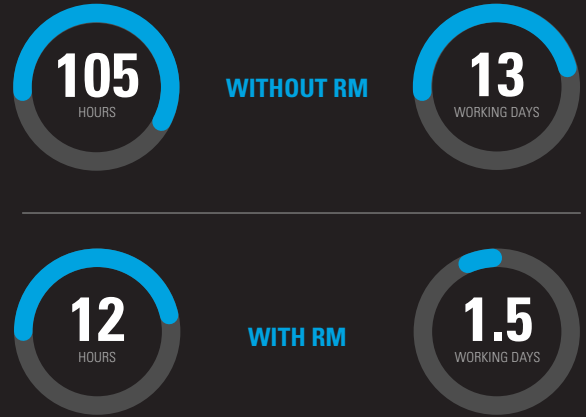
HOSTED

For customers who want to rely on Motorola Solutions to manage the complexity of server deployment, day to day management and lifecycle, our trained personnel will backup & restore the server database, perform maintenance and security practices including application of Operating System patches, Antivirus support, and Configuration Management to maintain the Radio Management server and job processor software on a supported version. With the complexity managed by Motorola Solutions, customers can focus on managing their radio fleet.

RADIO MANAGEMENT (RM) REDUCES TOTAL COST OF OWNERSHIP



HOW LONG DOES IT TAKE TO FLASH 1,000 RADIOS?



*Time shown are average estimates based on actual data on APX6000





For more information, please visit us on the web at: motorolasolutions.com/APX



Motorola Solutions, Inc. 500 West Monroe Street, Chicago, IL 60661 U.S.A. motorolasolutions.com

MOTOROLA, MOTO, MOTOROLA SOLUTIONS and the Stylized M Logo are trademarks or registered trademarks of Motorola Trademark Holdings, LLC and are used under license. All other trademarks are the property of their respective owners. © 2022 Motorola Solutions, Inc. All rights reserved. 07-2022 [EV06]