

Solution Brief

Solving for safer everywhere

Protecting people, property and places.

Safety is the prerequisite for possibility. It's the constant that empowers people to confidently move forward. It's the foundation on which everything else is built.

At Motorola Solutions, we're solving for safer — safer communities, safer schools, safer hospitals, safer businesses — safer everywhere.

Our safety and security ecosystem of technologies helps protect people, property and places, enabling the collaboration between public safety agencies and enterprises that's critical for a proactive approach to safety and security.

Voice, video and data are unified, so information flows, operations run and collaboration improves to help strengthen safety everywhere. Built to seamlessly evolve and scale, and grounded in nearly 100 years of close customer and community collaboration, it's the technology ecosystem that's solving for safer.

Motorola Solutions Safety & Security Ecosystem

We build

We build the best possible technologies across every part of the safety and security ecosystem to help protect people, property and places.

It's critical communications that perform in the harshest conditions and are proven to help people stay connected. It's video security powered by responsibly-built AI that can focus attention when action is needed. And it's command centre technologies that enable the ability to unite voice, video and data in a single command centre view, to make decision-making faster and more accurate. And these technologies are all bolstered with managed and support services, providing an 'always-on' rigour to keep technology secure, optimised and current.



We connect

We connect public safety agencies and enterprises, enabling the collaboration that's critical to connect those in need with those who can help.

Because when people can work together, we're solving for safer communities, safer schools, safer hospitals, safer businesses – safer everywhere.

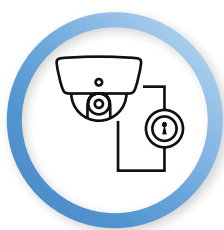




People are stronger united. Technology is no different.

We're connecting technologies and people in one ecosystem, enabling a new kind of safety.

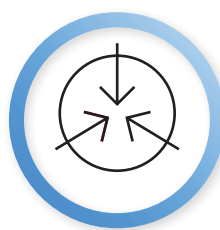
Our safety and security ecosystem supports the four operational phases of managing everyday events or emergency incidents:



Step 1: Detect

Know what's happening

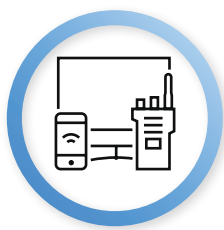
- Video security
- AI-powered analytics
- Access control



Step 2: Analyse

Gather insights quickly

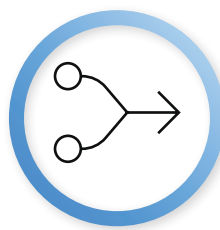
- AI-powered analytics
- GPS real-time location
- Command centre software



Step 3: Communicate

Connect and inform the right people

- Panic buttons & mass notifications
- Dispatch software
- Radio and broadband-enabled devices



Step 4: Manage

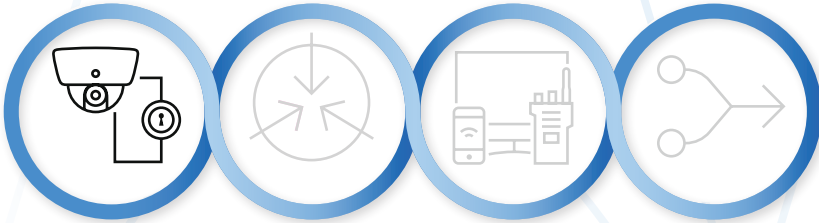
Coordinate and manage effectively

- Body cameras
- Video security & interoperable communications
- Records and evidence management



Step 1:

Detect



Know what's happening

View across vast areas, identify anomalies and threats, secure entry points

View across vast areas

Specialised fixed cameras can see through dark nights and inclement weather providing visibility across vast areas, augmented by built-in self-learning analytics that can learn their surroundings to identify anomalies and enable better awareness and protection 24/7.

Identify anomalies and threats

AI-powered video analytics can detect banned individuals or number plates, brandished or concealed weapons, deliveries arriving on property or unusual activity like loitering or driving in the wrong direction, sending detailed information to alert staff to take the appropriate action.

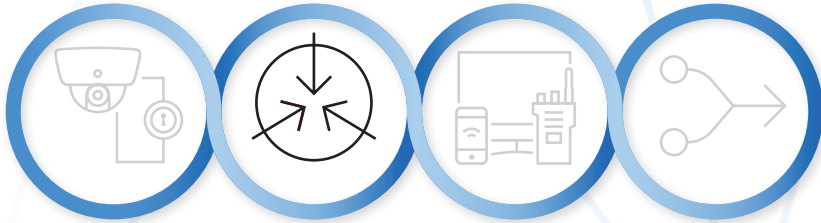
Secure entry points

Access control systems can secure entry points and automatically alert when doors are propped open or breached, complemented by video footage to see who's on site and know what's happening in real time or in the past.



Step 2:

Analyse



Gather insights quickly

Accelerate actions, locate resources, see in a single view

Accelerate actions

AI-powered analytics can filter video footage to highlight what's important according to defined triggers or characteristics, helping to rapidly locate an individual, object or a typical activity in real-time and enabling the insights to anticipate what's next, prevent an event or accelerate response.

Locate resources

GPS real-time location can show the closest resources on a map, including personnel and assets, helping to locate inventory, recognise hazardous situations or enable a safer and more efficient response to manage situations with greater confidence.

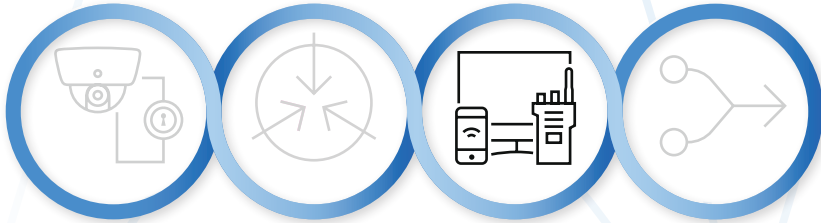
See in a single view

Command centre software can aggregate various video feeds, including fixed, mobile and body cameras, offering multiple perspectives in a single view for better operational understanding and an actionable perspective.



Step 3:

Communicate



Connect and inform the right people

Broadcast mass notifications, centralise dispatch and media management, communicate across teams and technologies

Broadcast panic alerts and mass notifications

Panic buttons and mass notifications can send emergency and operational notifications via text, email and voice to critical stakeholders, including local law enforcement, other personnel and community members, immediately raising emergency alarms. This enables critical information sharing and an accelerated response coordination for both planned events or crisis scenarios.

Centralise dispatch and media management

Dispatch software from a single desktop application can streamline voice communications and share data such as live video and multimedia across multiple devices and networks. This helps to ensure public safety agencies, enterprises and communities have the right information to take actions with greater focus, accuracy and speed.

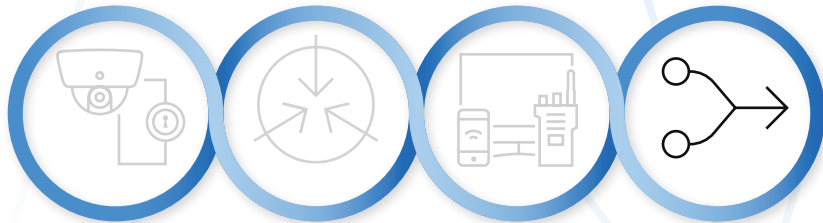
Communicate across teams and technologies

Radio and broadband-enabled devices can share voice and multimedia across networks and devices, including radios, smartphones and laptops, enabling the interoperability and reach to keep disparate teams quickly and dynamically connected and informed.



Step 4:

Manage



Coordinate and manage effectively

Protect personnel, inform incident response, optimise records and evidence.

Protect personnel

Body cameras can capture and share live video evidence and location, sharing first-hand perspective, offering an objective record of truth, deterring aggression and providing rich insights that can improve operational procedures, efficiency and safety for all.

Inform incident response

Video security can provide eyes-on-scene and interoperable communications can share incident data and enable voice connectivity, helping to ensure responders and command/operations centres are informed and maintain situational awareness en route, during and after an incident.

Optimise records and evidence

In-field reporting applications can collect and upload data such as images, audio and video files into a centralised record and evidence management system. This gives you the ability to automatically tag, securely store and digitally share documents, reports and multimedia, to save time and double-handling while enhancing evidence completeness and accuracy.





The things we care about most start with safety. Our families and communities. Our jobs and businesses. Our very way of life. It's the precondition for progress.

With our solutions, people can collaborate. Information flows where it's needed. Performance improves. Lives are protected. And safety becomes more than momentary. It becomes the constant that a better world – with safer communities, safer schools, safer hospitals, safer businesses, safer everywhere – is built on.

Learn more at:
motorolasolutions.com/safetyecosystem



Motorola Solutions Singapore Pte Ltd. 80 Pasir Panjang Road #18-81 Mapletree Business City Singapore 117372. motorolasolutions.com

MOTOROLA, MOTO, MOTOROLA SOLUTIONS and the Stylized M Logo are trademarks or registered trademarks of Motorola Trademark Holdings, LLC and are used under license. All other trademarks are the property of their respective owners. ©2024 Motorola Solutions, Inc. All rights reserved. 04-2024 [BG016A4]